


AUHSD ASSESSMENT REPORT

PART I

Governing Board Meeting

10/18/2017



AUHSD 2017 ASSESSMENT REPORT

- Assessment Report Part I Components
 - Section 1
 - California Assessment of Student Performance and Progress (CAASPP)
 - Section 2
 - Achievement Grades
 - Section 3
 - Physical Fitness Test

We educate every student to excel and contribute in a global society.



AUHSD 2017 ASSESSMENT REPORT

- **Assessment Report Part II Components**
 - Graduation Rate
 - Advanced Placement Exams
 - College Entrance Exams
 - College Admission Data

- *Assessment Report Part II will be presented at the November 1, 2017, Governing Board meeting.*

We educate every student to excel and contribute in a global society.



CALIFORNIA ASSESSMENT OF STUDENT PERFORMANCE AND PROGRESS (CAASPP)



We educate every student to excel and contribute in a global society.



CALIFORNIA ASSESSMENT OF STUDENT PERFORMANCE AND PROGRESS (CAASPP)

CAASPP System Overview

- Established January 1, 2014, replaced the Standardized Testing and Reporting (STAR) program
- Third year of official administration
- 2016-2017 CAASPP System included the following assessments and tools:
 - Smarter Balanced Assessment (SBA)
 - California Alternate Assessments (CAA)
 - California Science Test (CAST)
 - Standards-based Tests in Spanish (STS)

We educate every student to excel and contribute in a global society.



SMARTER BALANCED ASSESSMENTS

Smarter Balanced Assessments include:

- **Summative Assessments for grade 11**
 - English Language Arts and Literacy
 - Mathematics
- **Interim Assessments**
 - Interim Comprehensive Assessments
 - Interim Assessment Blocks
- **Digital Library**
 - Tools and practices designed to help teachers transition to new assessments and academic standards

We educate every student to excel and contribute in a global society.



SMARTER BALANCED ASSESSMENTS

- Interim Assessments
 - Have had limited usage in our schools
 - Mainly used to provide students with testing interface familiarity and practice
 - No information or data has been collected or reviewed
 - Staff is hopeful that with new improvements we will utilize these tools more in 2017-2018
- Digital Library
 - Has had limited use due to lack of high school material
 - We are hopeful that new material and the ability to organize into learning playlists will be more useful in 2017-2018



SMARTER BALANCED ASSESSMENTS

Smarter Balanced Assessments in AUHSD

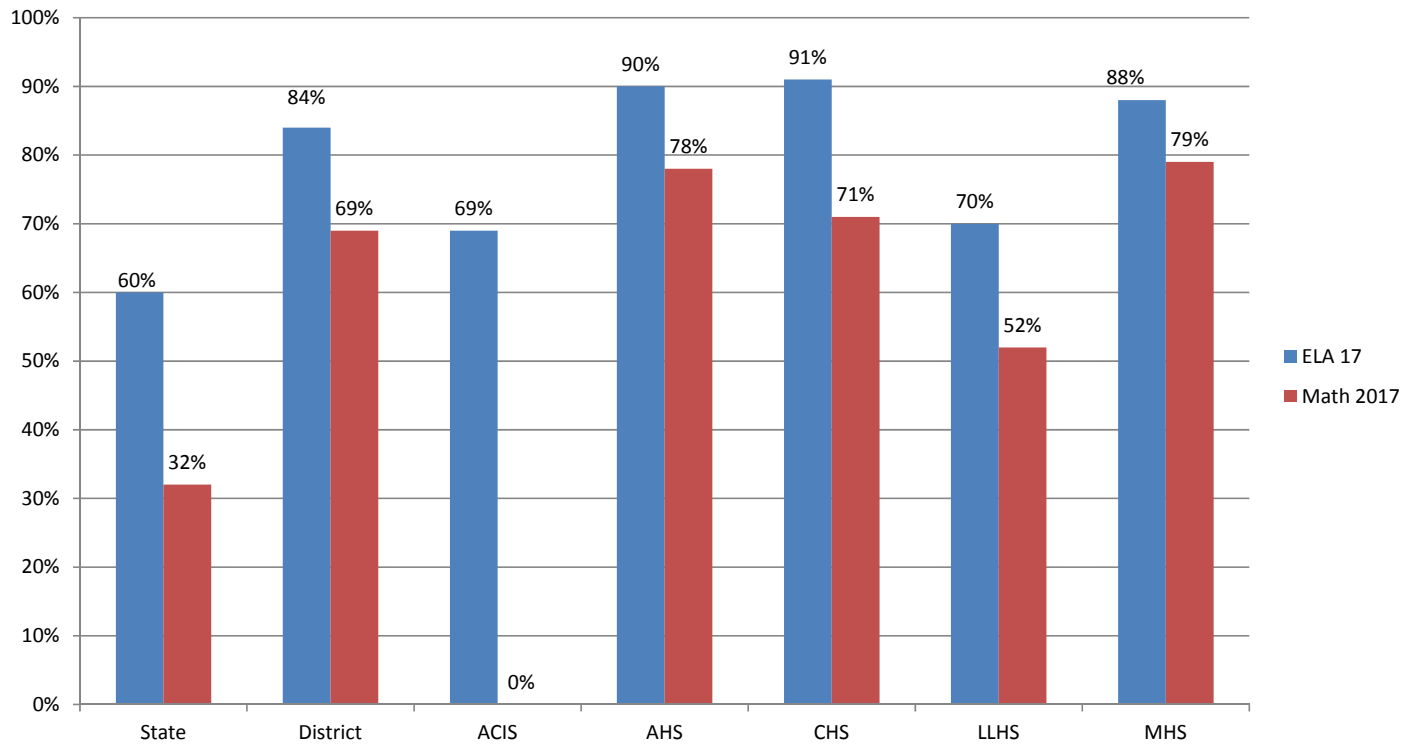
- **Summative Assessments for grade 11 students**
 - **English Language Arts and Literacy**
 - Participation: 1346 students, 95% of AUHSD 11th graders
 - **Mathematics**
 - Participation: 1318 students, 93% of AUHSD 11th graders
- **Student Scores:**
 - Overall score ranging from 2000 to 3000
 - Academic achievement level:
 - Standard exceeded (Level 4)
 - Standard met (Level 3)
 - Standard nearly met (Level 2)
 - Standard not met (Level 1)

We educate every student to excel and contribute in a global society.



SMARTER BALANCED ASSESSMENTS 2017

Percent of Students Meeting Standards – ELA and Math 2017

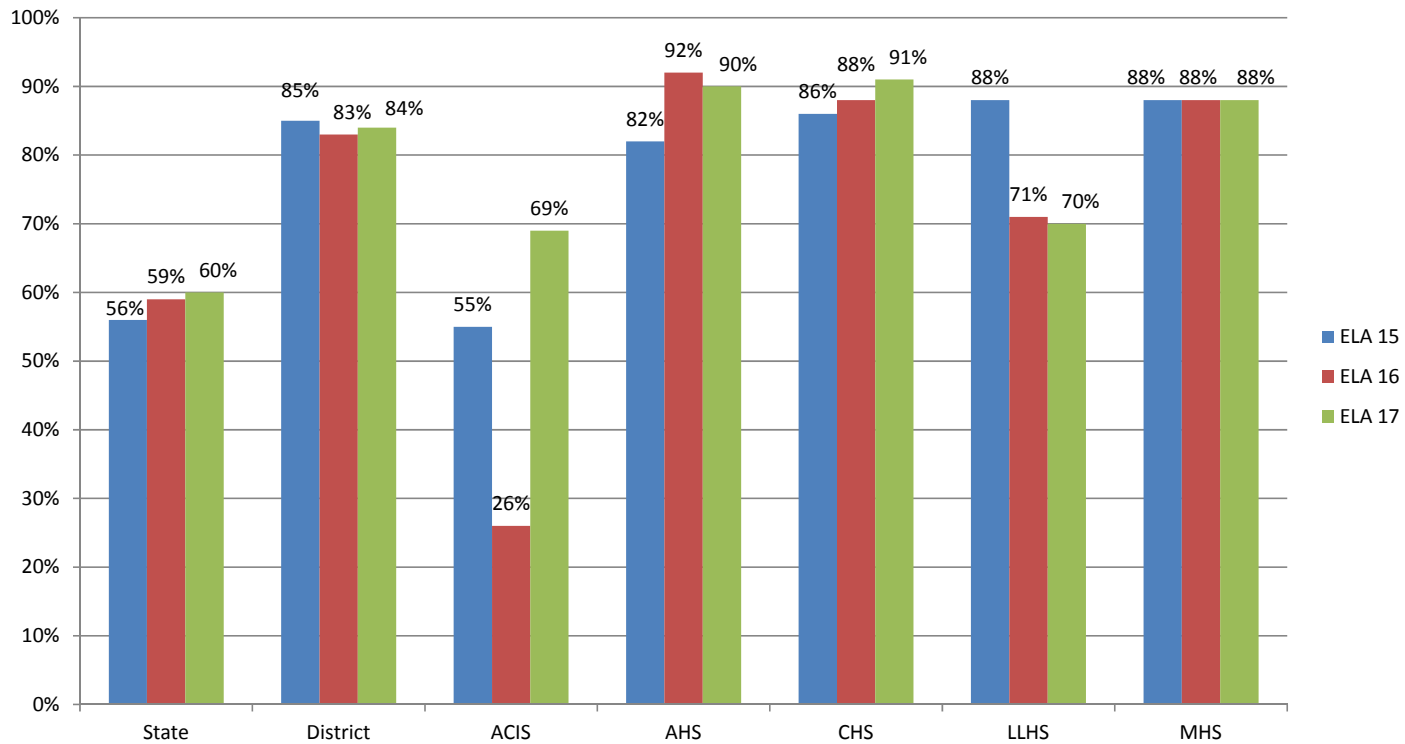


We educate every student to excel and contribute in a global society.



SMARTER BALANCED ASSESSMENTS – ELA

Percent of Students Meeting Standards - ELA 2015, 2016, 2017

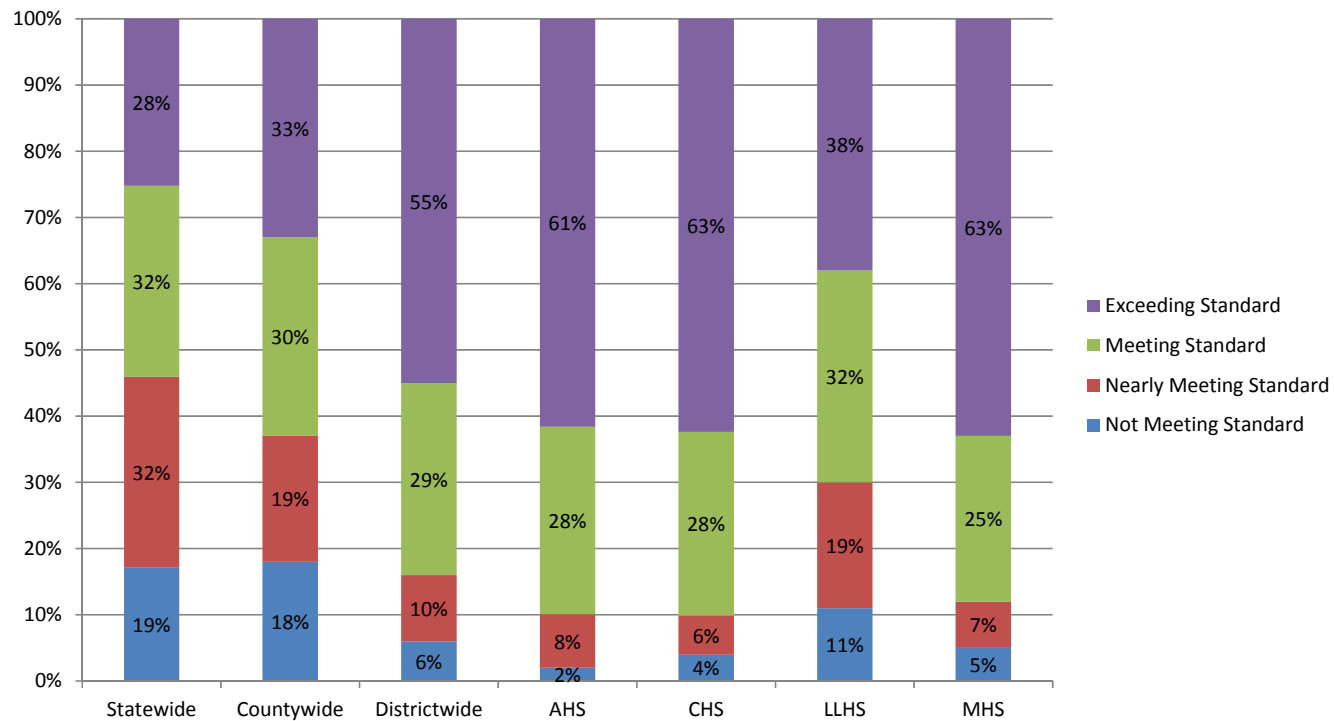


We educate every student to excel and contribute in a global society.



SMARTER BALANCED ASSESSMENTS - ELA

2017 AUHSD English Language Arts/Literacy Results

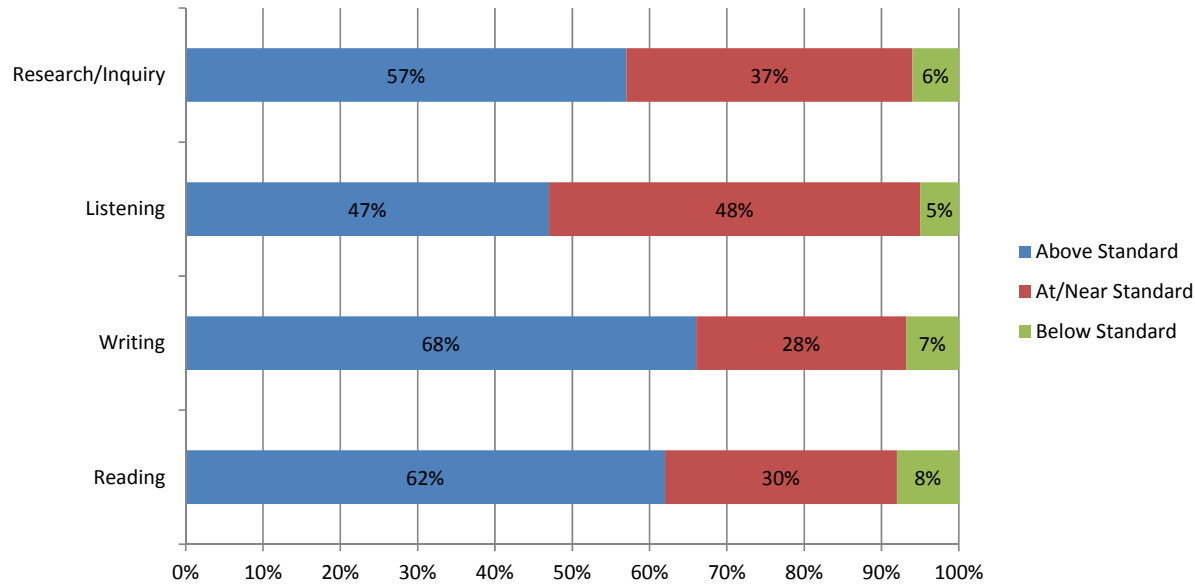


We educate every student to excel and contribute in a global society.



SMARTER BALANCED ASSESSMENTS - ELA

2017 AUHSD ELA/Literacy Claim Performance:
Percent of Students at Each Level

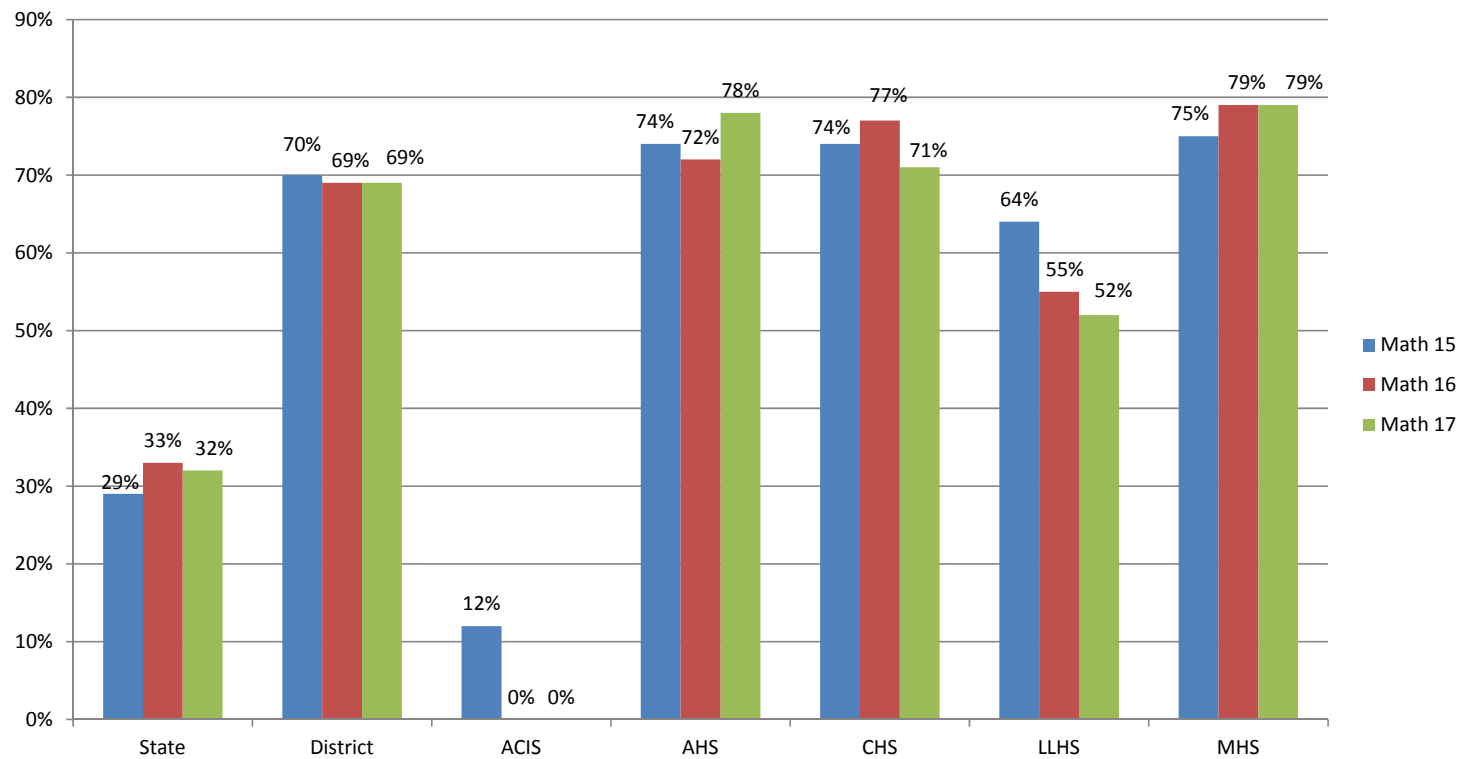


We educate every student to excel and contribute in a global society.



SMARTER BALANCED ASSESSMENTS - MATH

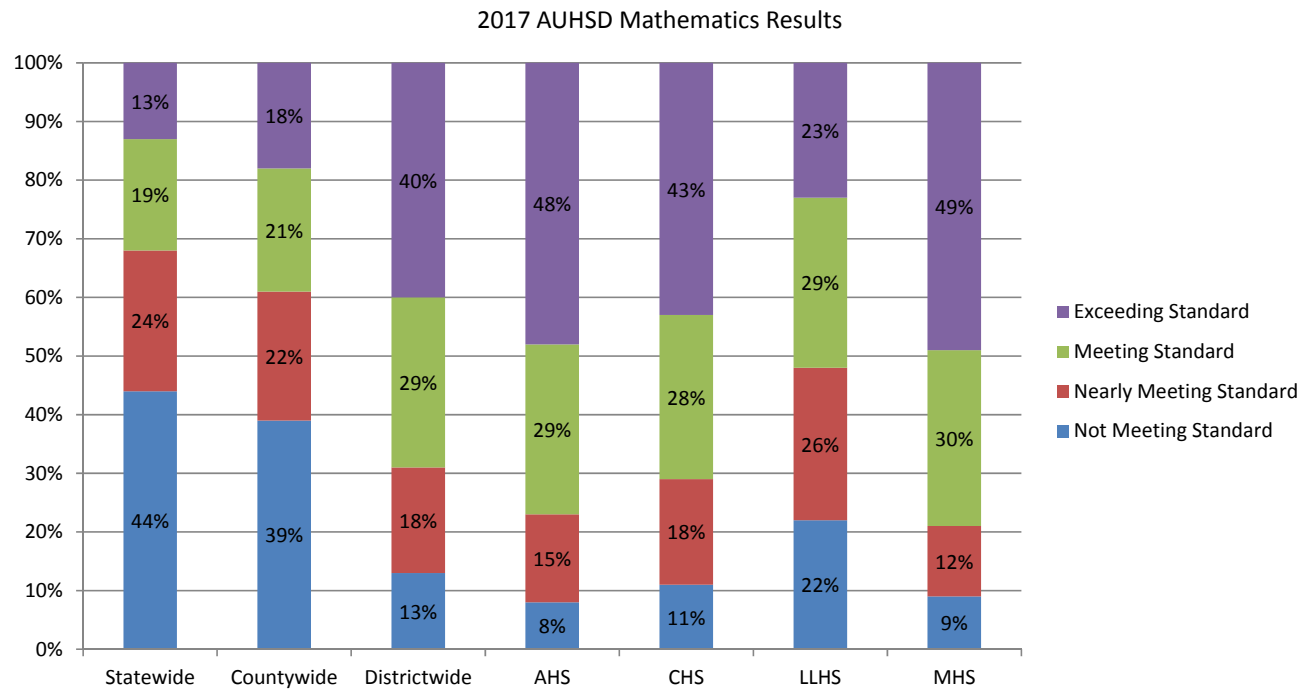
Percent of Students Meeting Standards - Math 2015, 2016, 2017



We educate every student to excel and contribute in a global society.



SMARTER BALANCED ASSESSMENTS - MATH

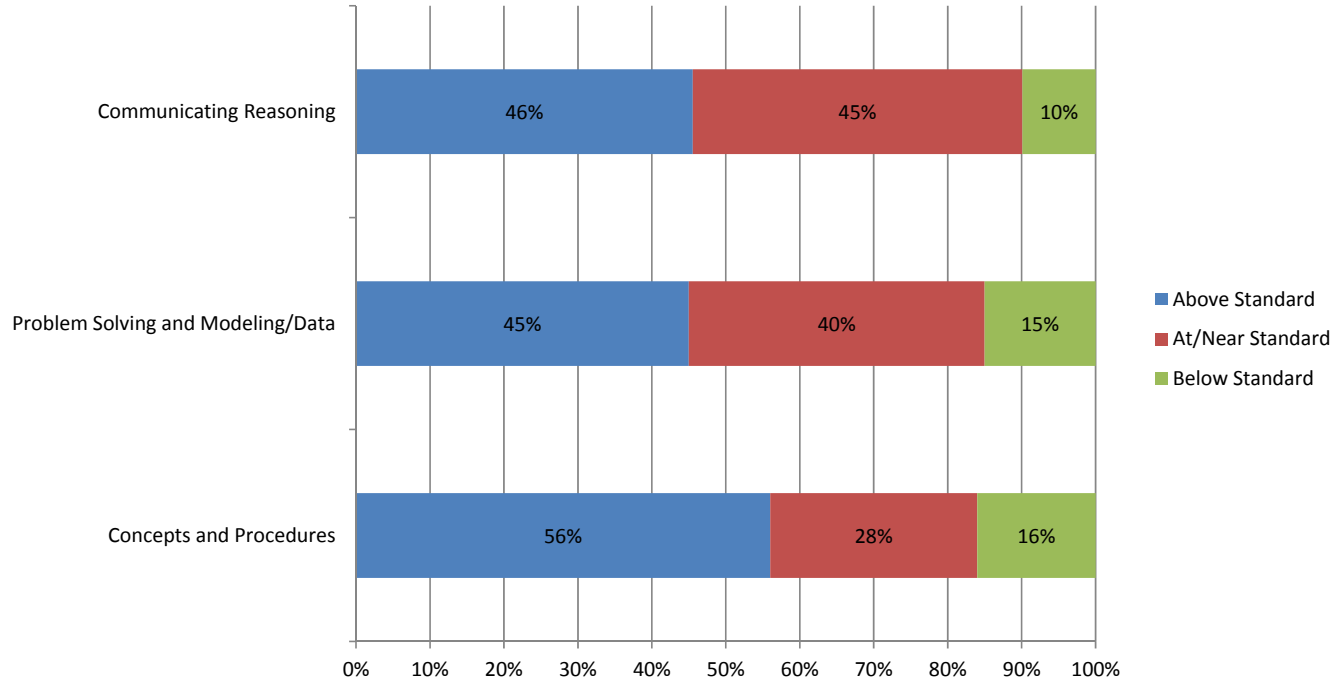


We educate every student to excel and contribute in a global society.



SMARTER BALANCED ASSESSMENTS - MATH

2017 Math Claim Performance: Percent of Students at Each Level



We educate every student to excel and contribute in a global society.



SMARTER BALANCED ASSESSMENT - SUBGROUPS

	English Language Arts/Literacy			Mathematics		
Subgroup	# of Students Tested	% of Students Tested	% Meeting Standard	# of Students Tested	% of Students Tested	% Meeting Standard
All Students	1346	95%	84%	1258	94%	69%
Students with Disability	111	7.8%	35%	105	7.4%	13%
Economically Disadvantaged	70	4.9%	51%	64	4.5%	38%
English Learners	22	1.5%	18%	20	1.4%	40%
Reclassified Fluent English Proficient	76	5.3%	68%	73	5.1%	59%
Female	674	47%	88%	665	47%	69%
Male	672	47%	80%	653	46%	70%

We educate every student to excel and contribute in a global society.



SMARTER BALANCED ASSESSMENT - SUBGROUPS

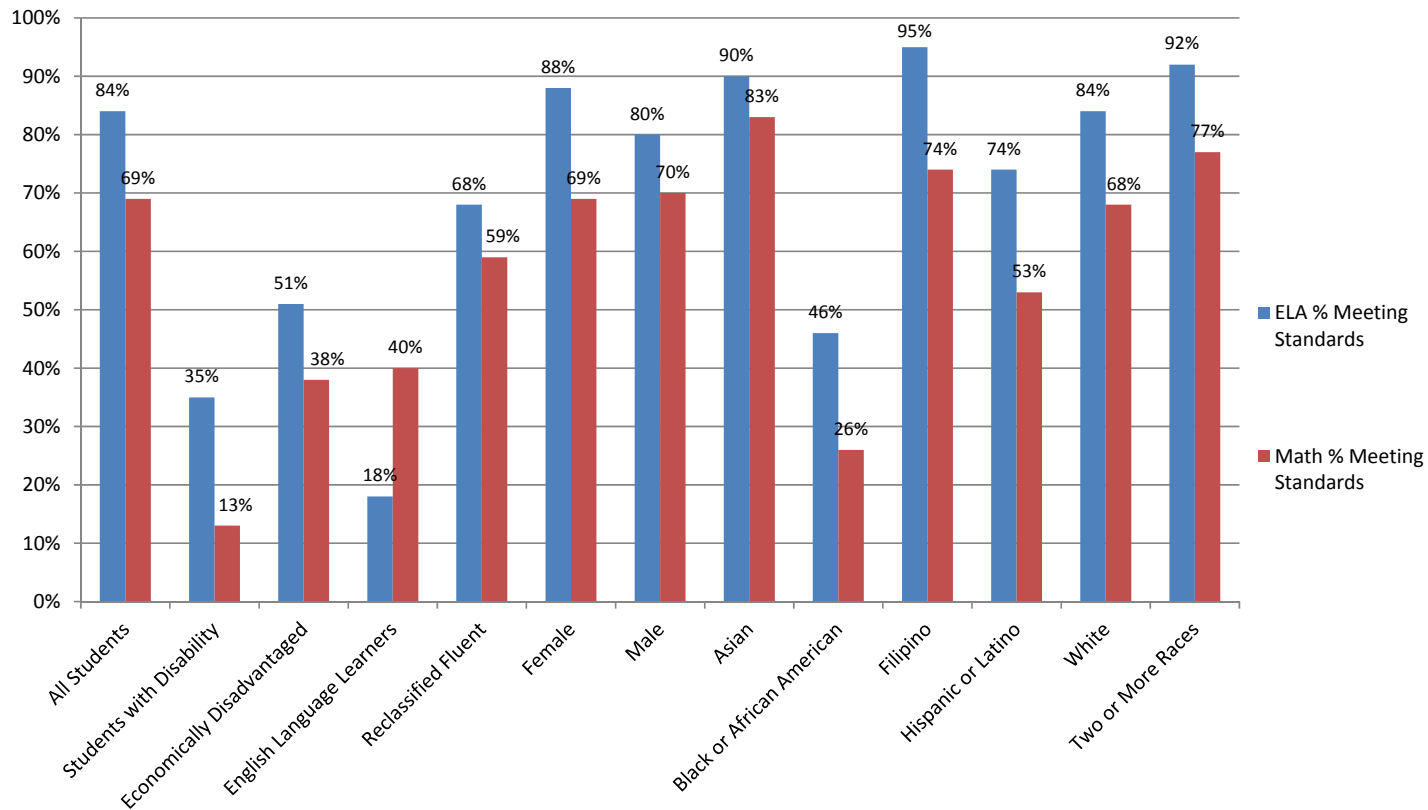
	English Language Arts/Literacy			Mathematics		
Subgroup	# of Students Tested	% of Students Tested	% Meeting Standard	# of Students Tested	% of Students Tested	% Meeting Standard
All Students	1346	95%	84%	1258	94%	69%
American Indian or Alaska Native	NA	NA	NA	NA	NA	NA
Asian	217	15%	90%	217	15%	83%
Black or African American	24	1.7%	46%	23	1.7%	26%
Filipino	19	1.3%	95%	19	1.3%	74%
Hispanic or Latino	136	9.6%	74%	136	9.6%	53%
Native Hawaiian or Pacifica Islander	NA	NA	NA	NA	NA	NA
White	859	60%	84%	859	60%	68%
Two or More Races	78	5.5%	92%	68	5.4%	77%

We educate every student to excel and contribute in a global society.



SMARTER BALANCED ASSESSMENTS BY SUBGROUP

2017 SBA Achievement by Subgroup
Percent of Students Meeting or Exceeding Standards

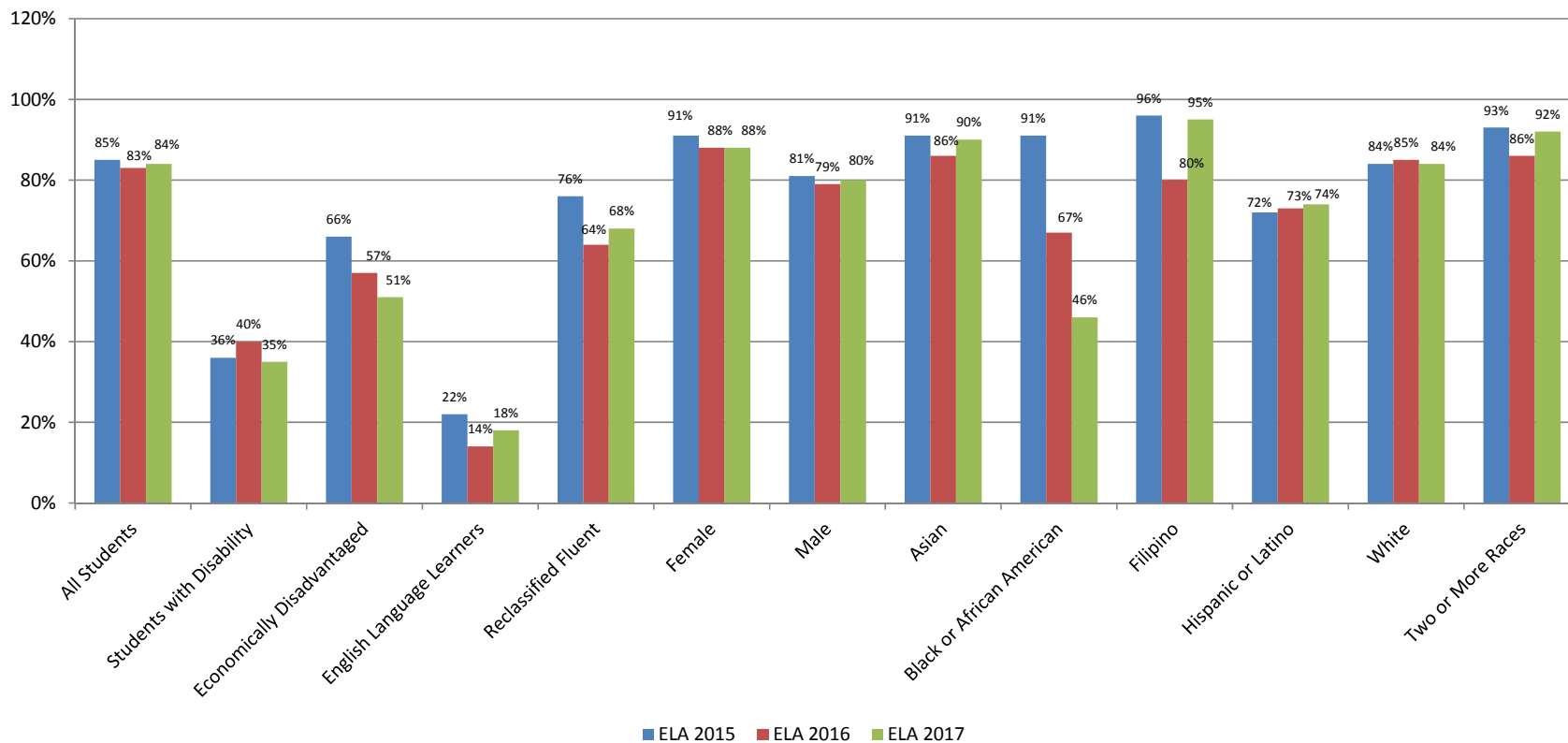


We educate every student to excel and contribute in a global society.



SMARTER BALANCED ASSESSMENTS — ELA BY SUBGROUP

2015, 2016, 2017 AUHSD SBA Achievement by Subgroup - ELA

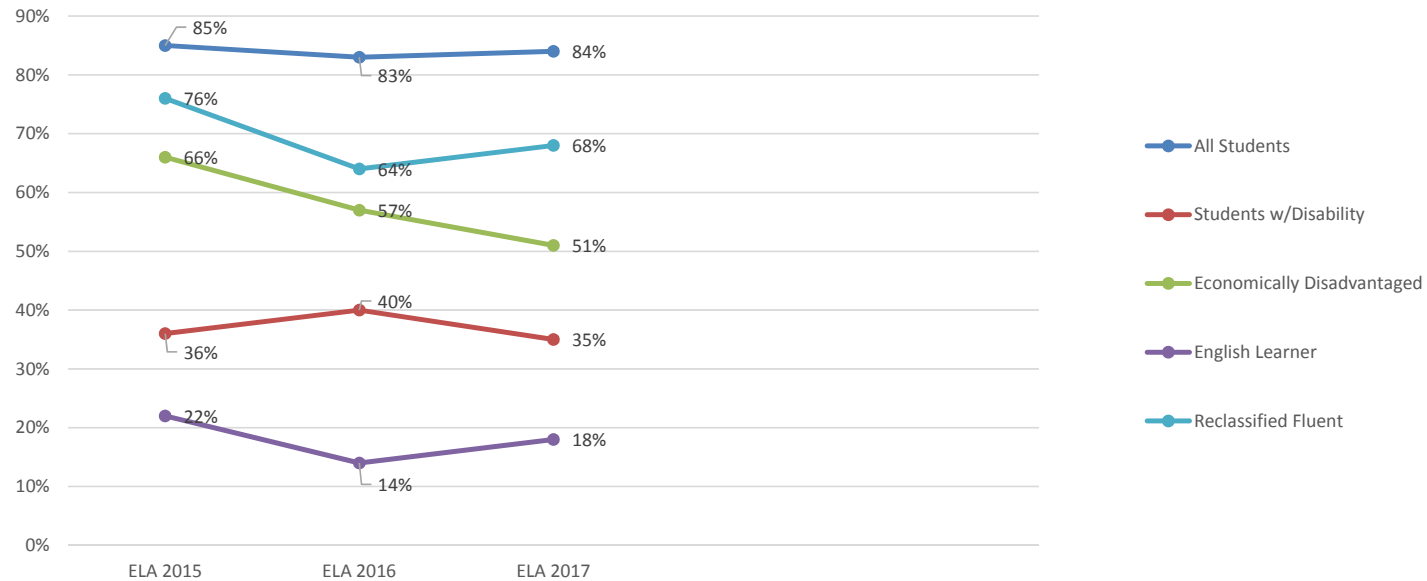


We educate every student to excel and contribute in a global society.



SMARTER BALANCED ASSESSMENTS — ELA BY SUBGROUP

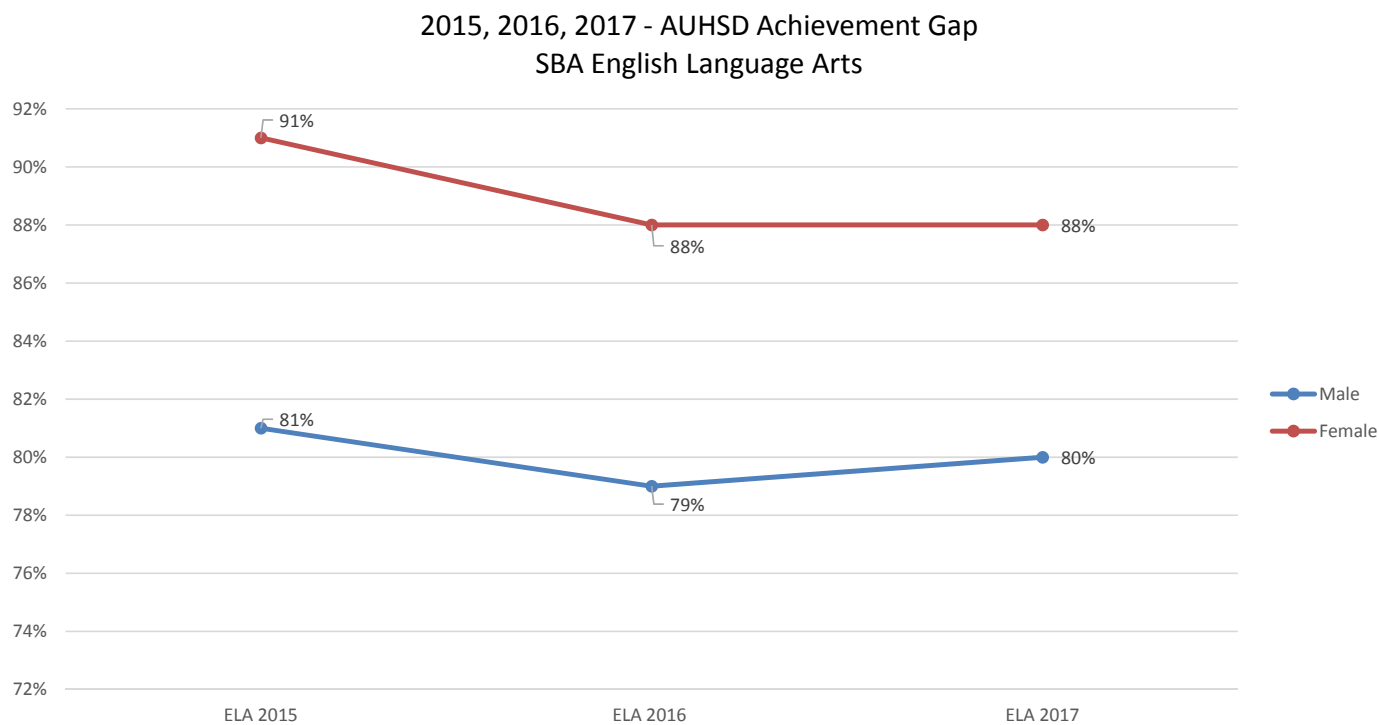
2015, 2016, 2017 - AUHSD Achievement Gap
SBA English Language Arts



We educate every student to excel and contribute in a global society.



SMARTER BALANCED ASSESSMENTS — ELA BY SUBGROUP

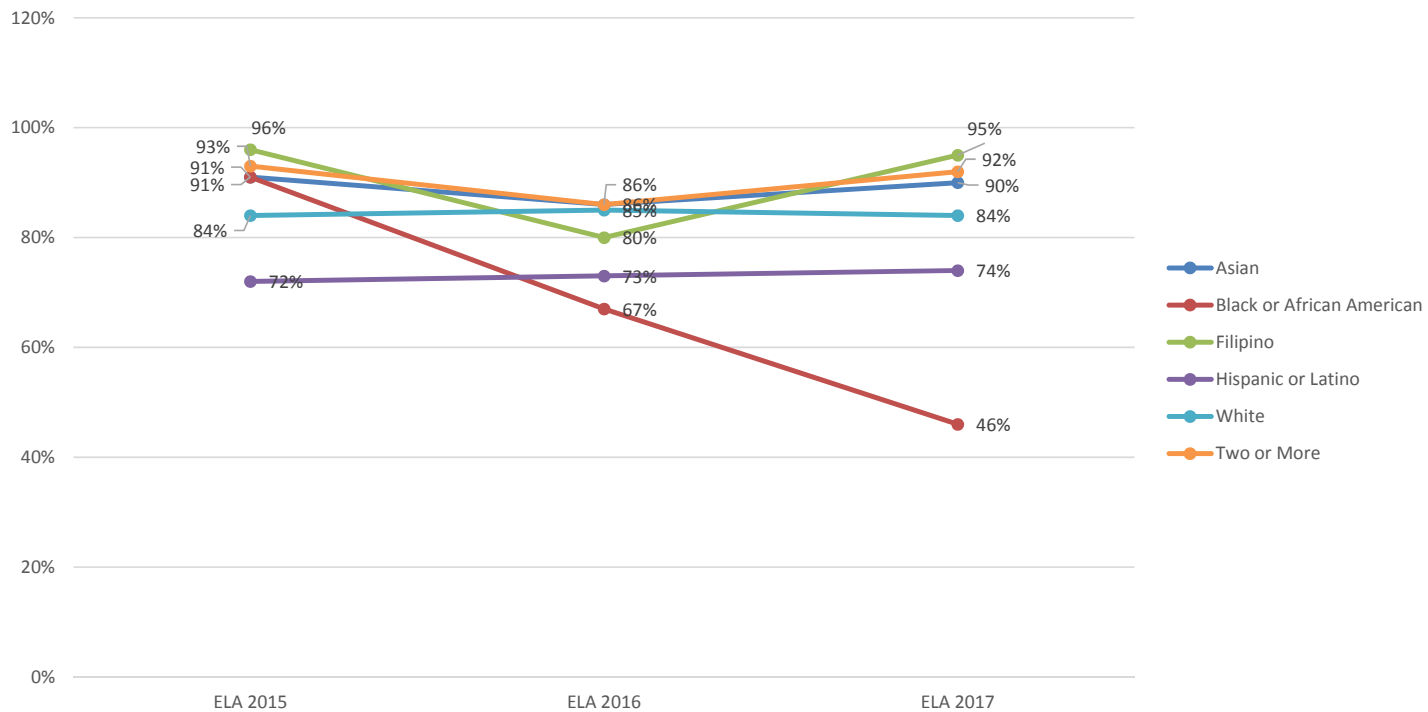


We educate every student to excel and contribute in a global society.



SMARTER BALANCED ASSESSMENTS — ELA BY SUBGROUP

2015, 2016, 2017 - AUHSD Achievement Gap
SBA English Language Arts

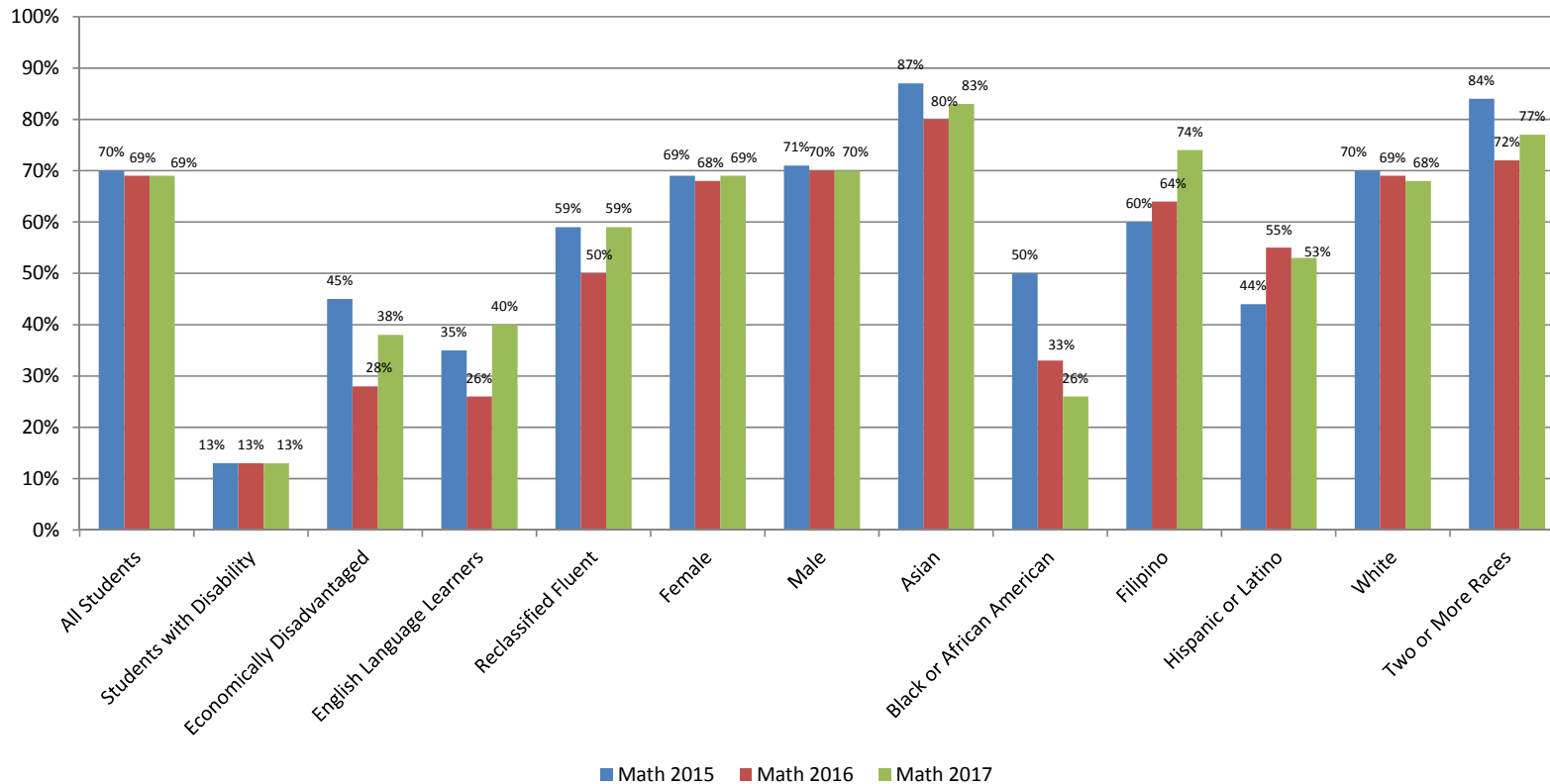


We educate every student to excel and contribute in a global society.



SMARTER BALANCED ASSESSMENTS — MATH BY SUBGROUP

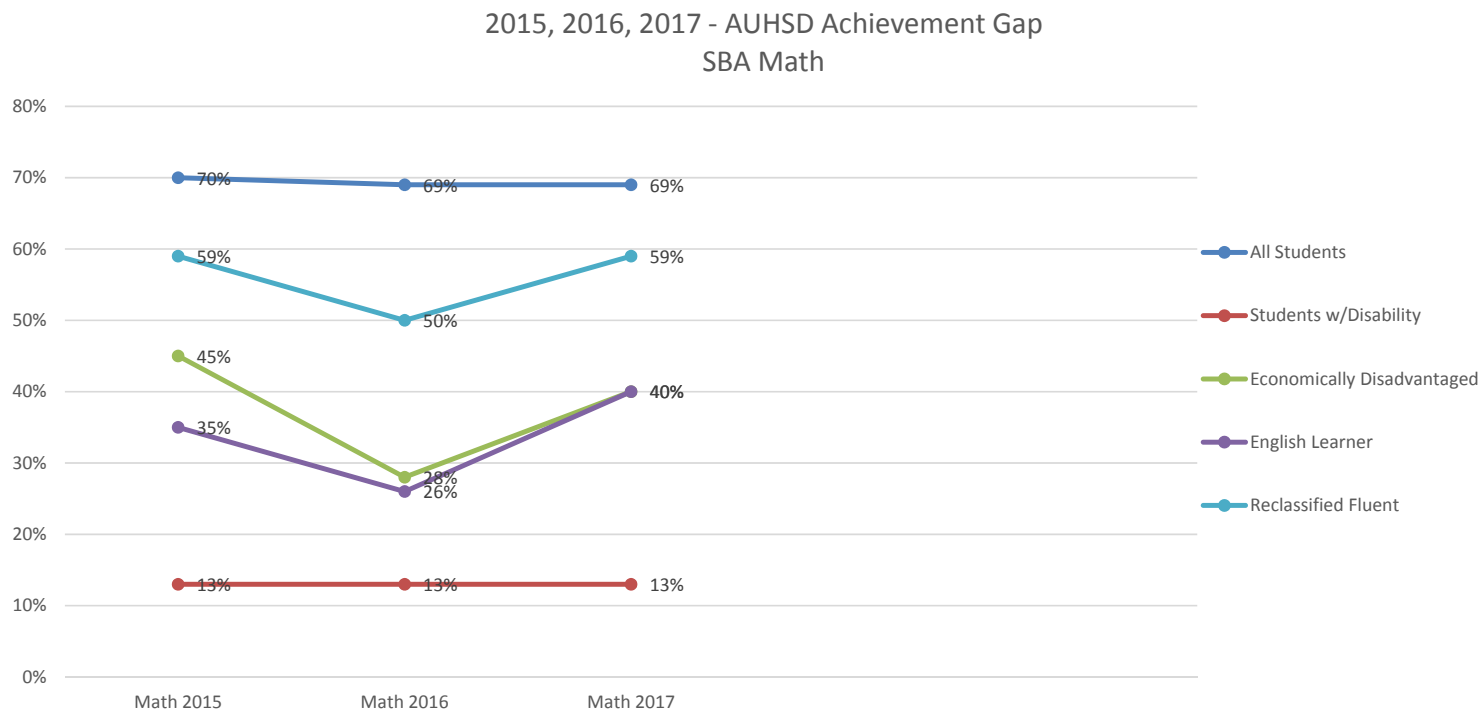
2015, 2016, 2017 AUHSD SBA Achievement by Subgroup - Math



We educate every student to excel and contribute in a global society.



SMARTER BALANCED ASSESSMENTS — MATH BY SUBGROUP

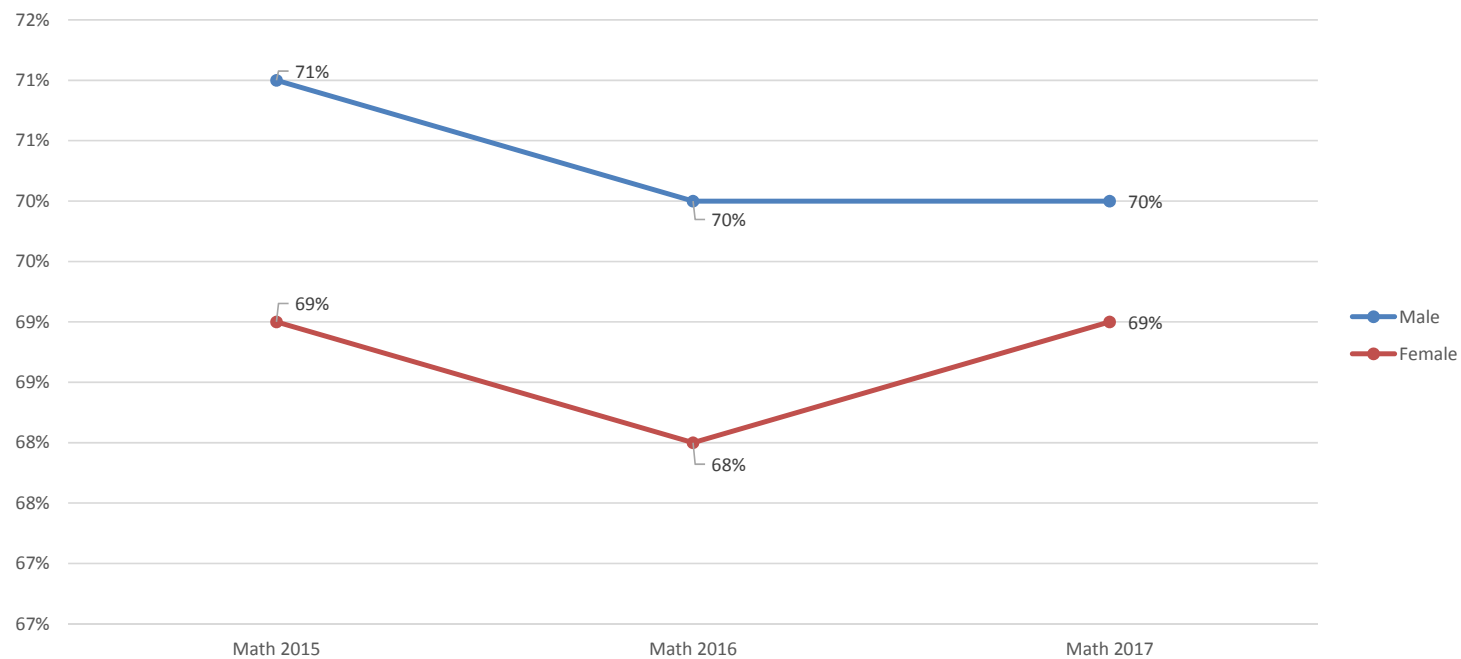


We educate every student to excel and contribute in a global society.



SMARTER BALANCED ASSESSMENTS — MATH BY SUBGROUP

2015, 2016, 2017 - AUHSD Achievement Gap
SBA Math

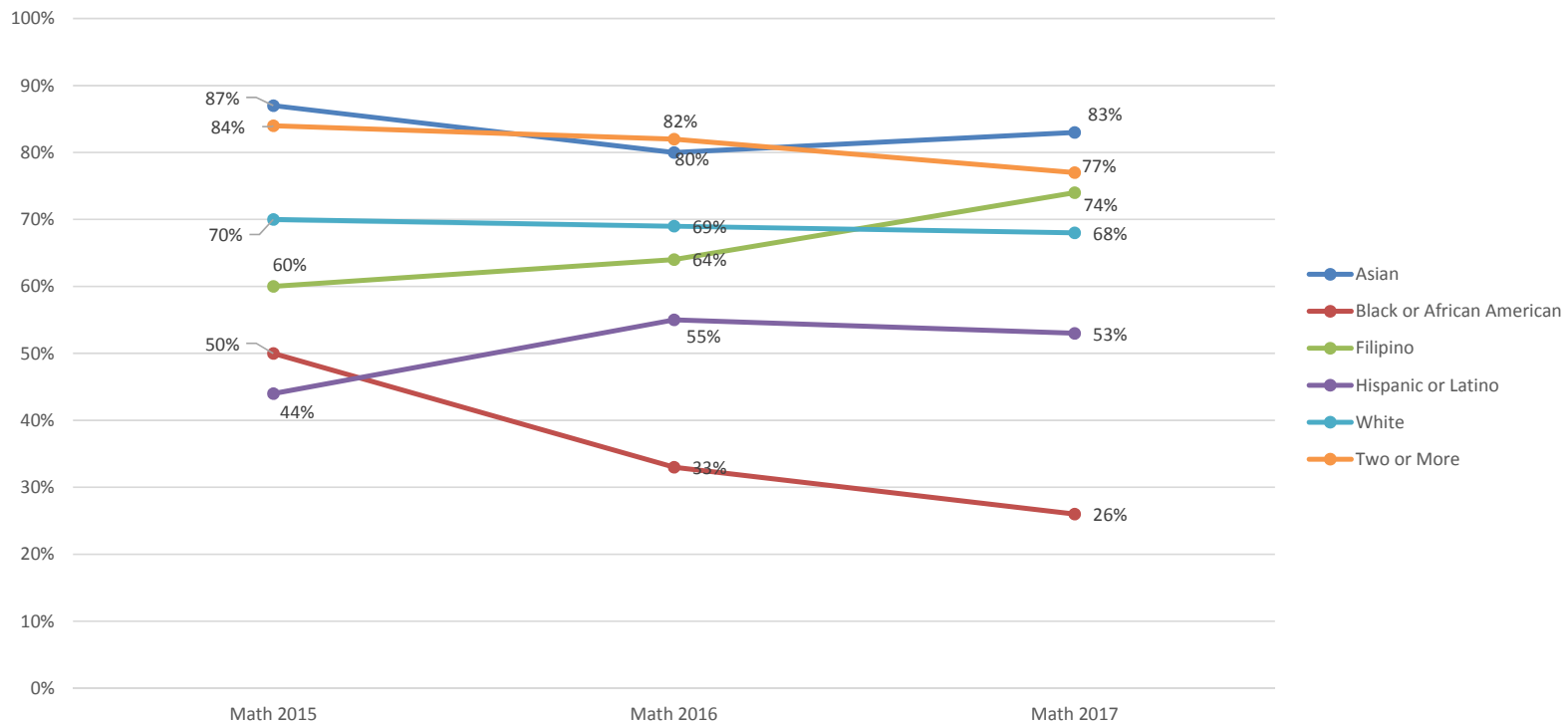


We educate every student to excel and contribute in a global society.



SMARTER BALANCED ASSESSMENTS — MATH BY SUBGROUP

2015, 2016, 2017 - AUHSD Achievement Gap
SBA Math

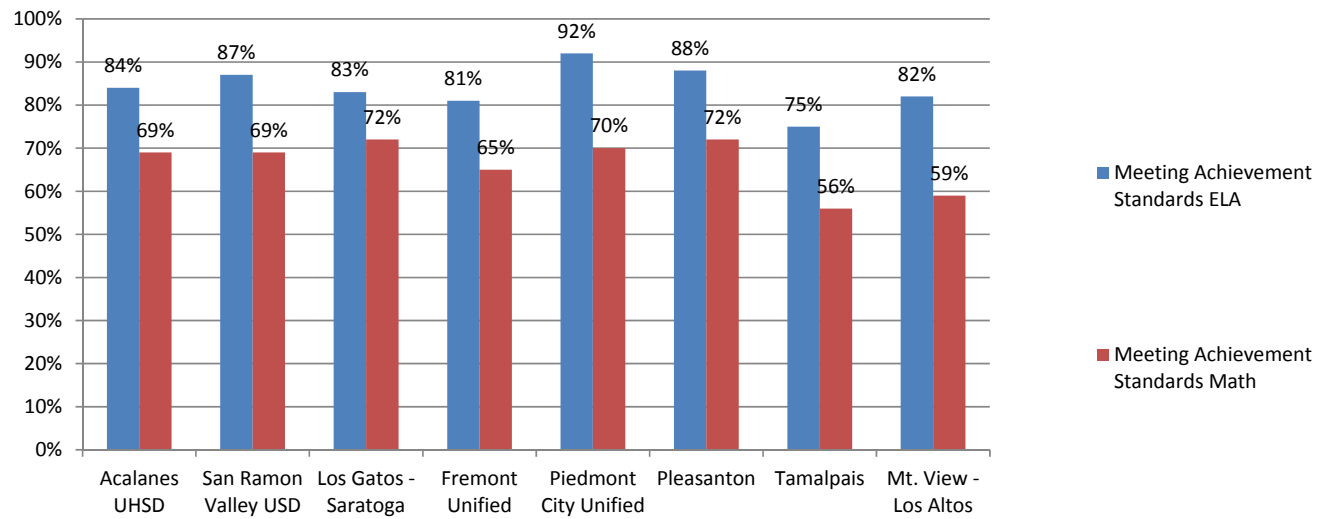


We educate every student to excel and contribute in a global society.



SMARTER BALANCED ASSESSMENT

Bay Area High Performing Districts - 2017 Grade 11 SBA Performance



We educate every student to excel and contribute in a global society.



CALIFORNIA ALTERNATE ASSESSMENT

California Alternate Assessment (CAA)

- Second administration of the California Alternate Assessment
- Grade 11 students with significant cognitive disabilities
- 2016-2017 individual scores were sent to students. District and school level data not available due to small number of students taking the test in AUHSD
- Assessment is aligned to Core Content Connectors (alternate achievement standards)
- Reporting Performance Level Descriptors:
 - Level 3 – Alternate (student showed **understanding** of...)
 - Level 2 – Alternate (student showed **foundational understanding** of...)
 - Level 1 – Alternate (student showed **limited understanding** of...)

We educate every student to excel and contribute in a global society.



CALIFORNIA SCIENCE TEST (CAST)

California Science Test (CAST)

- 2016-2017 Pilot Test, data was not collected or released
- AUHSD students in 10th or 11th grade were assigned to take the CAST (assigned by school)
- 2017-2018 CAST
 - Field Test (data will not be released, however students must participate)
 - All grade 12 students in the state will take CAST
 - Will be based on the NGSS 5 domains (Biology, Chemistry, Physics, Earth and Space, Engineering)
- 2018-2019 CAST (Operational)
 - Will be administered to students in their last year of science (student choice)
 - Student may take CAST only once in their high school career



STATE OF CALIFORNIA THREE YEAR ASSESSMENT TIME LINE

2017-18												2018-19												2019-20																	
Jul	Aug	Sep	Oct	Nov	Dec	Jan	Feb	Mar	Apr	May	Jun	Jul	Aug	Sep	Oct	Nov	Dec	Jan	Feb	Mar	Apr	May	Jun	Jul	Aug	Sep	Oct	Nov	Dec	Jan	Feb	Mar	Apr	May	Jun						
						Smarter Balanced Summative (operational)												Smarter Balanced Summative (operational)																Smarter Balanced Summative (operational)							
Smarter Balanced Interim (optional) (operational)												Smarter Balanced Interim (optional) (operational)												Smarter Balanced Interim (optional) (operational)																	
						CAA in ELA and Mathematics (operational)													CAA in ELA and Mathematics (operational)															CAA in ELA and Mathematics (operational)							
									CAST (field)									CAST (operational)																CAST (operational)							
						CAA for Science (pilot)									CAA for Science* (field)																					CAA for Science* (operational)					
						PFT (operational)													PFT (operational)																	PFT (operational)					
	ELPAC Initial (field)					ELPAC Summative (operational)													ELPAC Summative (operational)																ELPAC Summative (operational)						
CELDT Initial (operational)												ELPAC Initial (operational)												ELPAC Initial (operational)																	
CSA (pre-pilot)		CSA (optional) (pilot)												CSA* (optional) (field)																					CSA (optional) (operational)						
						STS (optional) (operational)																																			
High School Equivalency (GEDTS, HiSET, TASC) and Proficiency (CHSPE) (operational)												High School Equivalency (GEDTS, HiSET, TASC) and Proficiency (CHSPE) (operational)												High School Equivalency (GEDTS, HiSET, TASC) and Proficiency (CHSPE) (operational)																	

We educate every student to excel and contribute in a global society.



ACHIEVEMENT GRADES



We educate every student to excel and contribute in a global society.



ACHIEVEMENT GRADES

AUHSD Focus on Achievement Grades

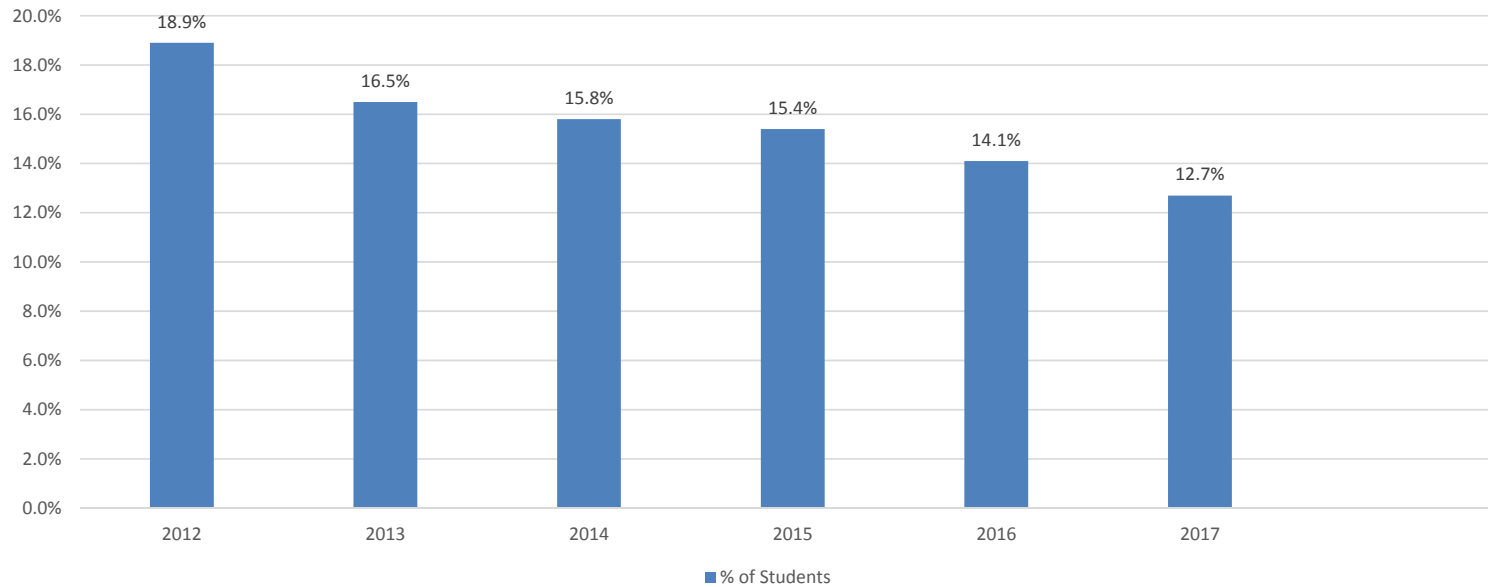
- Focus on students receiving one more more D or F grades
- LCAP goal
- Intervention strategies: data analysis, student by student focus, classroom interventions (2016-2017)
- Consistent decline in number of students receiving Ds and Fs
- Academy schedule and RTI strategies will be examined at the end of the semester and end of the school year (2017-2018)
- Additional focus is placed on analysis of D and F grades by subgroup

We educate every student to excel and contribute in a global society.



ACHIEVEMENT GRADES — END OF 2ND SEMESTER

Percent of AUHSD Students Receiving One or More
D or F Grades at the End of Second Semester

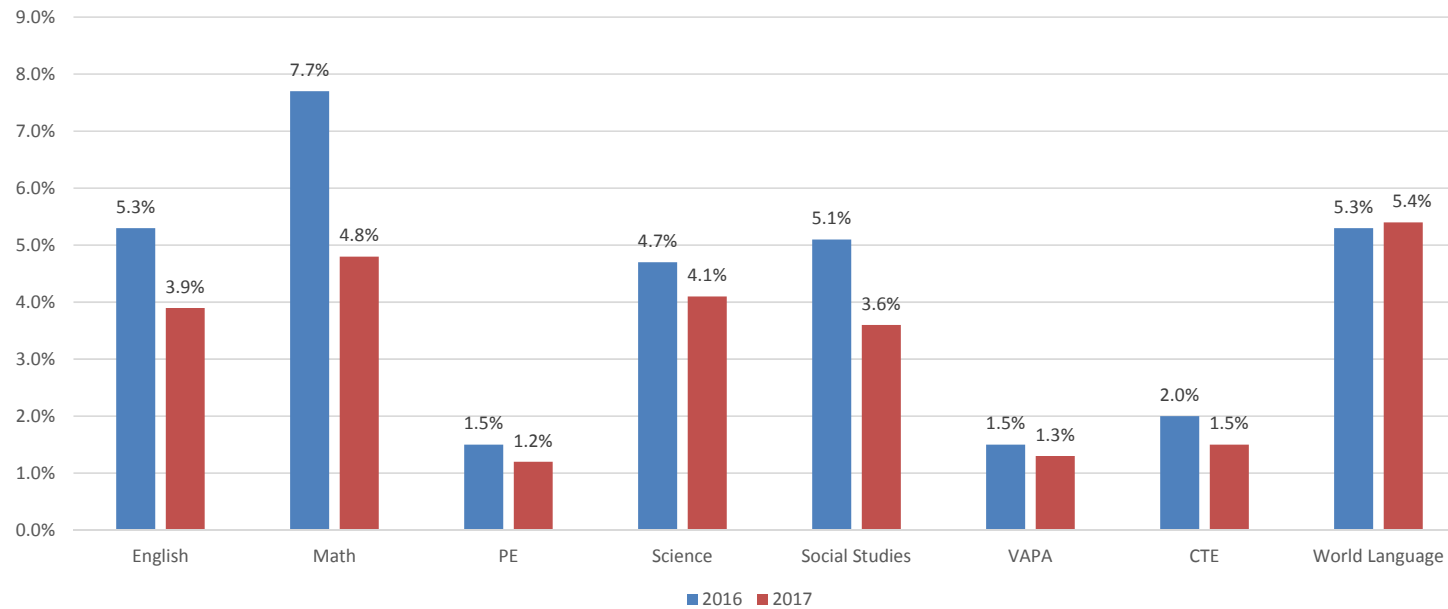


We educate every student to excel and contribute in a global society.



ACHIEVEMENT GRADES

Percent of AUHSD Students Receiving D or F grades
by Subject Area



We educate every student to excel and contribute in a global society.



PHYSICAL FITNESS TESTING



We educate every student to excel and contribute in a global society.



PHYSICAL FITNESS TEST

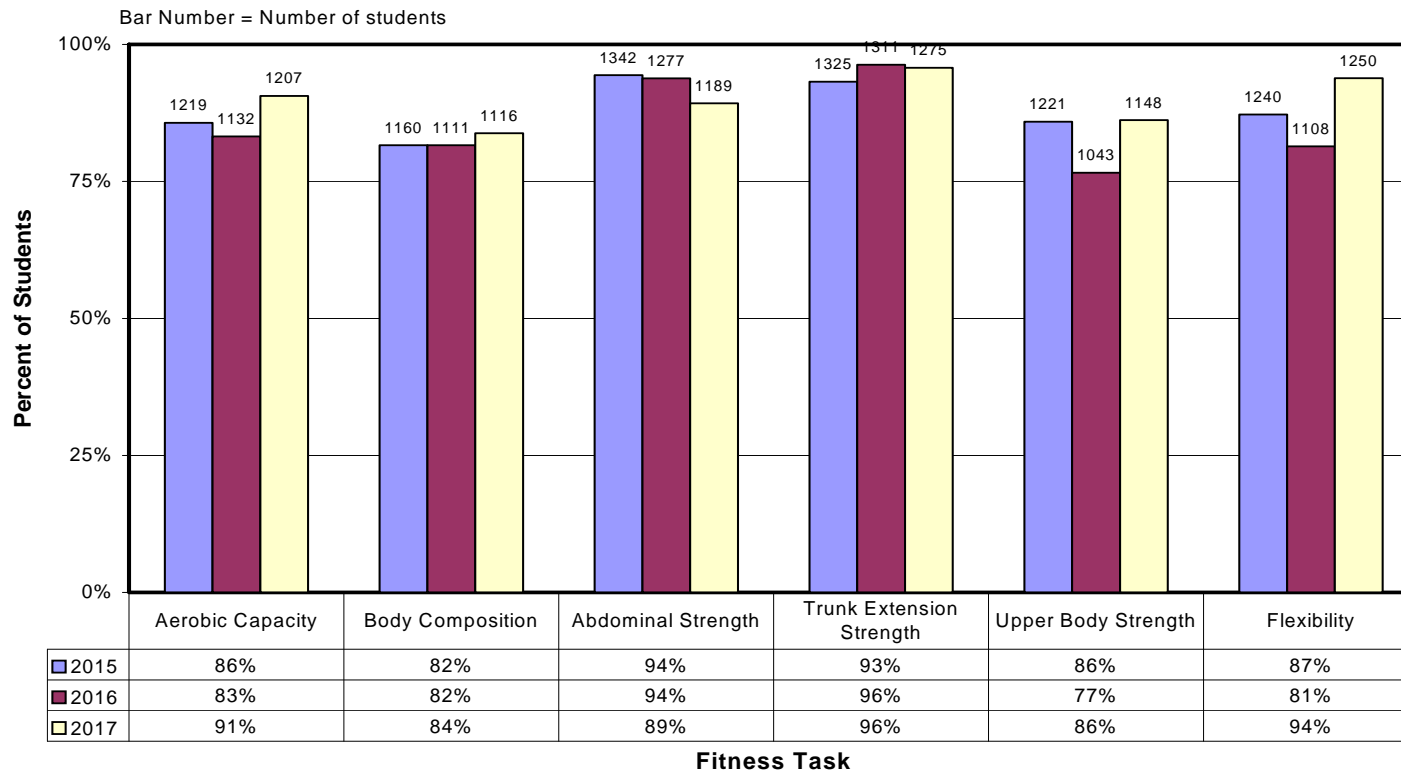
Physical Fitness Test (PFT)

- Given to all students in grade 9
- Students are tested in six fitness areas
- Scores based Healthy Fitness Zone standards
- All teachers in the district calibrated test administration practices
- Students were provided with multiple opportunities to take the test and multiple methods of assessment



PHYSICAL FITNESS TESTING

Acalanes Union High
Percent of Students Passing Fitness Tasks-Overall 2015-2017

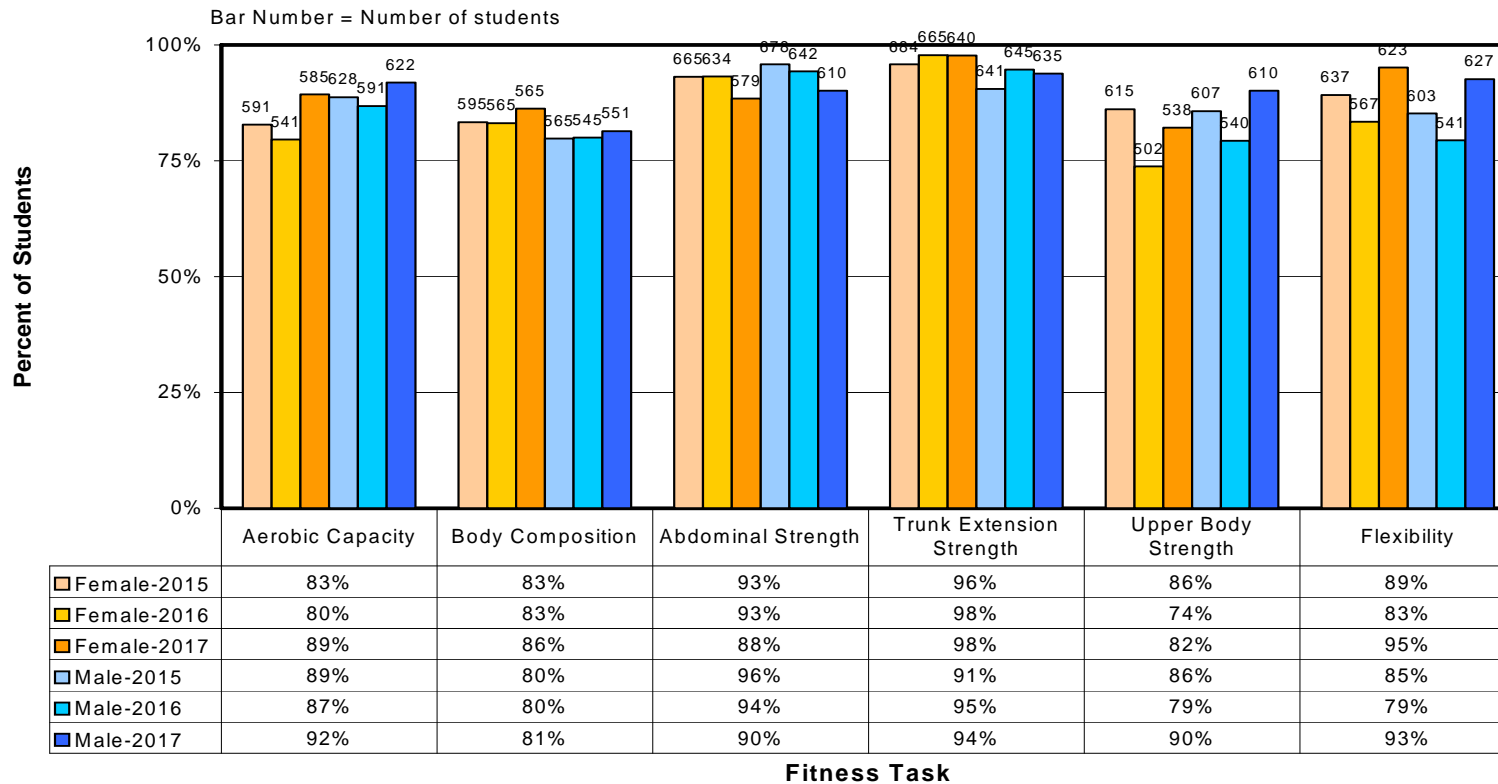


We educate every student to excel and contribute in a global society.



PHYSICAL FITNESS TESTING

**Acalanes Union High
Percent of Students Passing Fitness Tasks-Gender 2015-2017**

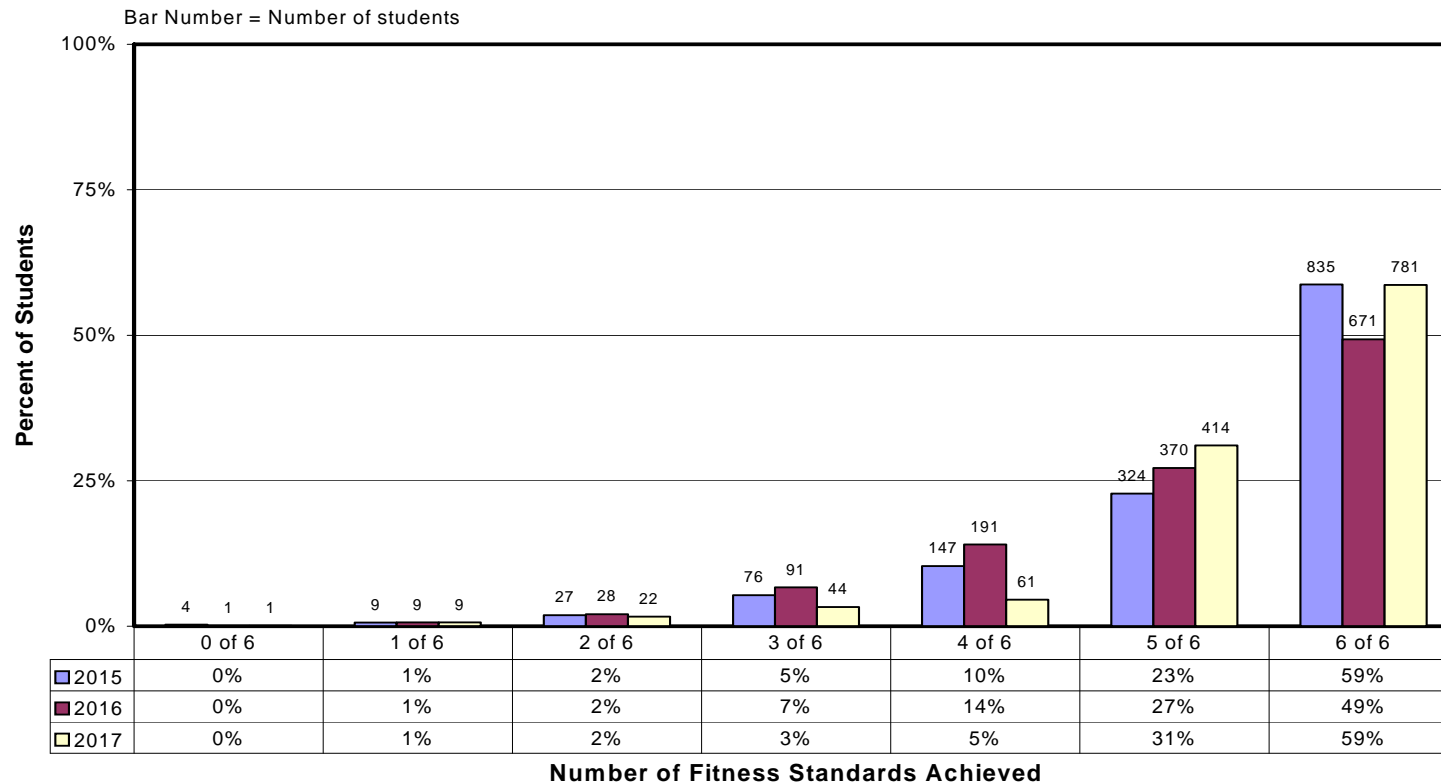


We educate every student to excel and contribute in a global society.



PHYSICAL FITNESS TESTING

Acalanes Union High
Percent of Students Meeting Fitness Standards-Overall 2015-2017

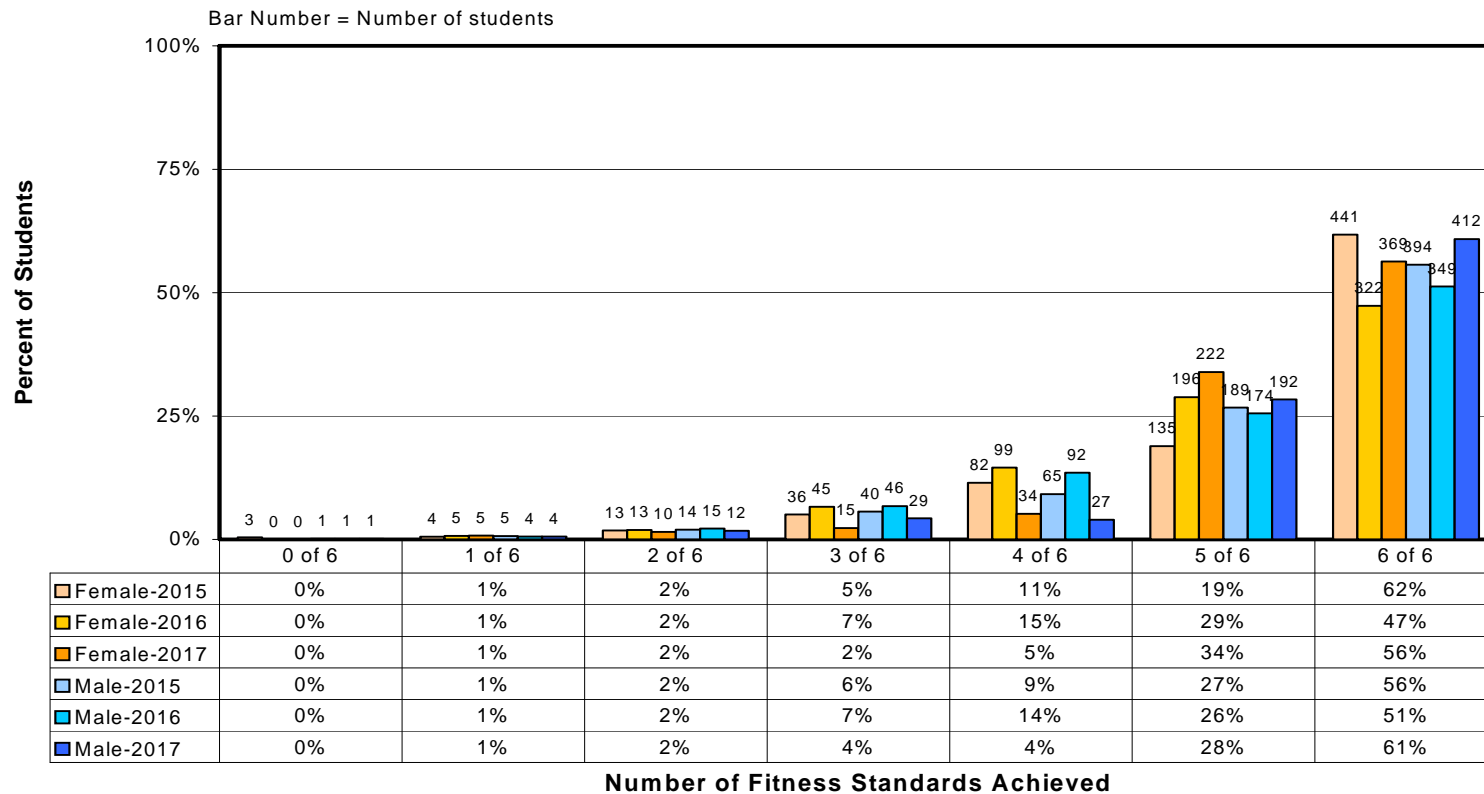


We educate every student to excel and contribute in a global society.



PHYSICAL FITNESS TESTING

Acalanes Union High
Percent of Students Meeting Fitness Standards-Gender 2015-2017



We educate every student to excel and contribute in a global society.



AUHSD ASSESSMENT REPORT

- Next Steps
 - Further analysis of disaggregated data at school sites and within departments
 - Assessment Report Part II – November 1, 2017

- Questions?

We educate every student to excel and contribute in a global society.

